

EXS RWM		Attendance	
School	NAT	Cohort	Nat Y2
57%	54%	90.3%	93.0%

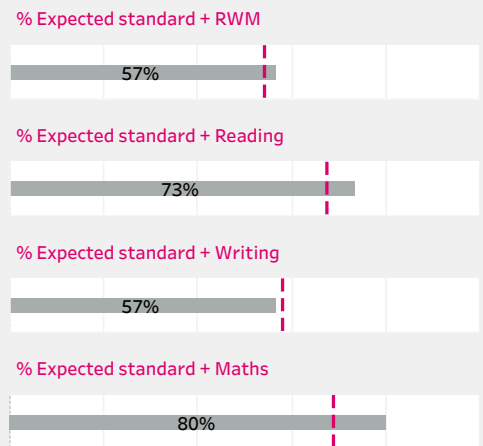
Sacred Heart Primary School (3913662)

FFT
School Attainment Nat. 2022 Diff

% Expected standard + RWM (TA)	57%	54%	+3%
% Higher standard RWM (TA)	17%	6%	+11%
Scaled Score Re/Ma	101.1	101.4	-0.3
% Expected standard + Reading (TA)	73%	68%	+6%
% Higher standard Reading (TA)	20%	18%	+2%
Scaled Score: KS1 Reading	100.1	101.5	-1.4
% Expected standard + Writing (TA)	57%	58%	-2%
% Higher standard Writing (TA)	23%	8%	+15%
% Expected standard + Maths (TA)	80%	69%	+11%
% Higher standard Maths (TA)	17%	15%	+1%
Scaled Score: KS1 Maths	102.2	101.7	+0.5
Scaled Score: KS1 GPS	98.6	99.8	-1.2
% Expected standard + Science	80%	77%	+3%

Attendance (COVID X): X = Absent

Number of pupils	30
Pupils with R, W & M TAs	30
Pupils with R, M & G SS	28

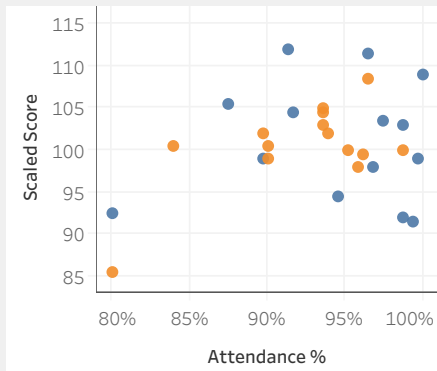


Pupil groups compared with 'Like-for-Like' FFT national average

	Pupils	Reading & Maths Scaled Score	Nat. diff	Reading Scaled Score	Nat. diff	Maths Scaled Score	Nat. diff	Attendance
All Pupils	30	101.1	-0.3	100.1	-1.4	102.2	+0.5	90.3%
Female	14	100.6	-0.8	100.2	-1.8	100.9	-0.2	91.7%
Male	16	101.7	+0.2	99.9	-1.1	103.4	+1.1	89.1%
EHCP	1							14.4%
Support	1	94.5	-0.6	91.0	-3.7	98.0	+2.1	94.5%
Not SEND	28	101.4	-0.6	100.4	-1.4	102.4	+0.1	93.0%
FSM6	9	99.2	+0.7	97.4	-1.2	101.0	+2.2	78.4%
Not FSM6	21	101.9	-0.5	101.1	-1.3	102.7	0.0	94.9%
Autumn	9	103.9	+1.1	103.4	+0.5	104.5	+1.4	85.9%
Spring	11	99.8	-1.6	98.0	-3.4	101.5	-0.1	91.5%
Summer	10	100.4	+0.4	99.7	-0.4	101.1	+0.8	93.1%

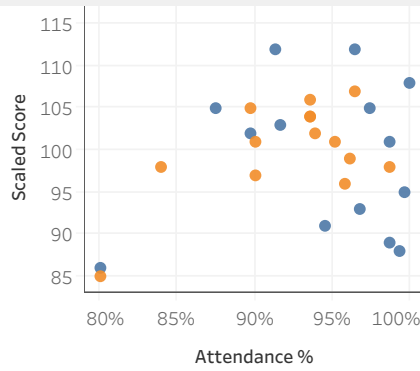
Scaled score: Reading & Maths

Female (orange) | Male (blue)



Scaled Score: Reading

Female (orange) | Male (blue)



Scaled Score Maths

Female (orange) | Male (blue)

