

Sacred Heart Primary School (3913662)

Total pupils	31
Pupils with KS1	31

FFT

School Attainment

Nat. 2022 Nat. 2019

VA 2022

% Expected Read/Writ/Maths	67%	60%	65%	-5%
% Higher Read/Writ/Maths	7%	7%	11%	-5%
Scaled Score Read/GPS/Maths	106.7	104.3	105.2	-1.3
% Expected Reading	77%	75%	74%	-5%
% Higher Reading	42%	28%	27%	+6%
Scaled Score Reading	107.3	104.7	104.5	-1.0
% Expected Writing	71%	71%	79%	-8%
% Higher Writing	32%	13%	20%	+12%
Scaled Score Writing	103.6	101.3	101.8	-0.6
% Expected Maths	90%	73%	79%	+8%
% Higher Maths	27%	23%	27%	-6%
Scaled Score Maths	105.9	103.9	105.1	-1.3
% Expected GPS	84%	73%	78%	+3%
% Higher GPS	32%	29%	36%	-7%
Scaled Score GPS	107.8	105.1	106.4	-1.1
% Expected Science	87%	80%	83%	

EXS RWM


School	NAT
67%	60%

Attendance


Cohort	Nat Y6
92.8%	92.9%

Attendance (COVID X): X = Absent


Reading Scaled Score



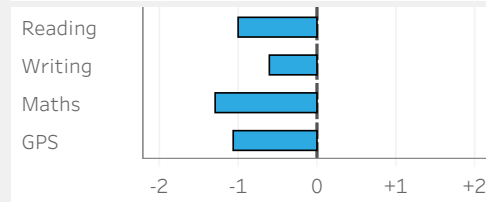
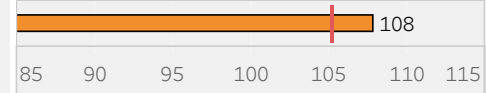
Writing Scaled Score



Maths Scaled Score



GPS Scaled Score



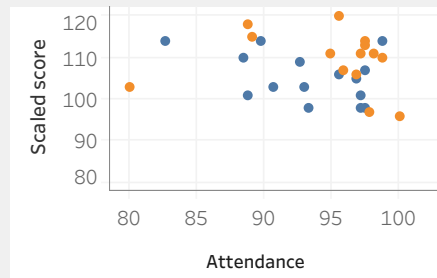
Pupil groups

	Pupils	Reading SS	Reading VA	Writing SS	Writing VA	Maths SS	Maths VA	GPS SS	GPS VA	Attendance
All Pupils	31	107.3	-1.0	103.6	-0.6	105.9	-1.3	107.8	-1.1	93%
Female	14	109.4	+1.7	107.1	+3.4	103.9	-0.6	107.4	-0.7	94%
Male	17	105.4	-3.2	100.2	-3.9	107.7	-1.9	108.3	-1.3	92%
Higher	11	111.2	+0.1	110.3	+2.6	109.5	-1.1	111.5	-2.0	95%
Middle	17	105.0	-0.2	99.9	-0.9	103.8	-0.2	105.8	+0.7	93%
Lower	3	105.0	-9.5	91.0	-10.5	102.0	-12.1	102.0	-7.8	85%
FSM6	8	104.3	-2.2	96.1	-5.3	102.6	-2.5	104.4	-2.7	86%
Not FSM6	23	108.3	-0.6	105.9	+1.0	106.9	-0.9	108.9	-0.5	95%
EHCP	2	109.0	-15.0	91.0	-18.6	112.0	-14.4	112.0	-7.3	91%
Support	3	97.5	-4.7	97.0	-1.2	101.0	+1.9	98.5	-4.6	88%
Not SEND	26	108.0	+0.5	104.5	+0.8	106.0	-0.5	108.4	-0.2	94%
Autumn	16	105.9	-2.7	103.9	-0.8	104.2	-3.1	107.3	-1.3	96%
Spring	4	108.0	-3.5	109.7	+1.3	104.7	-3.1	108.3	-5.2	81%
Summer	11	109.1	+2.5	101.4	-1.1	108.5	+1.9	108.4	+0.8	93%

Show on X axis: Attendance

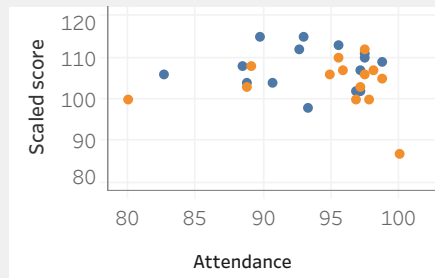
Scaled Score Reading

Female (orange) | Male (blue)



Scaled Score Maths

Female (orange) | Male (blue)



Scaled Score GPS

Female (orange) | Male (blue)

